




































Social Studies Lab Schedule Fall 2012

	Day 1	Day 2	Day 3	Day 4	Day 5	Day 6	Day 7
Block 1 7:30- 8:29 AM	<i>Bel</i> <i>Despo</i>	<i>Kelton</i>	<i>Despo</i> <i>Bel</i>	<i>Getz</i> <i>Bartels</i>	<i>Bartels</i> <i>Kelton</i>	<i>Gordon</i>	<i>Gordon</i>
Block 2 8:34 – 9:33 AM	 <i>No teacher scheduled</i>	 <i>No teacher scheduled</i>	 <i>No teacher scheduled</i>	 <i>Getz</i>	 <i>Bartels</i>	 <i>No teacher scheduled</i>	 <i>No teacher scheduled</i>
Advisory	<i>The Social Studies Lab is Closed during Advisory.</i>						
Block 3 9:51- 10:50 AM	 <i>Kelton</i>	 <i>Kelton</i>	 <i>Bartels</i>	 <i>No teacher scheduled</i>	 <i>Kelton</i>	 <i>Despo</i>	 <i>No teacher scheduled</i>
Block 4 10:55 AM- 12:22 PM *teacher takes 2 nd lunch	 <i>Despo</i>	 <i>Getz</i>	 <i>Getz</i>	 <i>Despo</i>	 <i>Getz</i>	 <i>No teacher scheduled</i>	 <i>No teacher scheduled</i>
Block 5 12:27- 1:26 PM	 <i>No teacher scheduled</i>	 <i>No teacher scheduled</i>	 <i>Bel</i>	 <i>No teacher scheduled</i>	 <i>Bel</i>	 <i>No teacher scheduled</i>	 <i>No teacher scheduled</i>
Block 6 1:31- 2:30 PM	 <i>No teacher scheduled</i>	 <i>Bel</i>	 <i>No teacher scheduled</i>	 <i>Gordon</i>	 <i>Gordon</i>	 <i>Bartels</i>	 <i>Gordon</i>

- During lunch block, the teacher takes second lunch.
- During blocks that read “no teacher scheduled,” only upperclassman may be in the lab.
- There is no lab assistance after school.

Social Studies Lab Norms

Mission Statement:

In the Social Studies lab, the department supports and enhances student learning through meaningful conversations to improve skills and content knowledge. It encourages responsibility and integrity as essential elements in student success. The lab is an accepting and open place where students can take academic risks and engage in the process of active learning.

You should:

- Come to the lab whenever you need assistance.
- Consult the Social Studies Lab schedule.
- Bring your assignment.
- Bring the rubric to the lab when seeking assistance on a graded assignment.
- Prepare for your lab visit by thoughtfully working on the assignment ahead of time.
 - e.g., familiarizing yourself with your ideas, proofreading, peer-editing
- Bring a specific question or concern about the assignment.
 - e.g., How do I analyze this primary source? Do I have detailed evidence?
- Prepare to be an active participant during your lab visit.
- Implement teacher feedback.
- Understand that you might have to visit the lab multiple times to improve your work.
- Be aware that there is high demand for assistance in lab so...
 - come early in the process.
 - you may have to wait to see a lab teacher or return at a later time.

Helpful Hints:

- A teacher signature is not automatic; you earn it by following the norms above.
- Understand that the lab is not a substitute for meeting with your classroom teacher for clarification.
- Come to the lab for help understanding concepts and readings, as well as for help with writing assignments.
- Be open to working with teacher recommendations, which could substantially redirect your final product.
- While waiting for lab assistance, use the lab as a working space to...
 - *look* over your own paper.
 - *listen* to what the lab teacher is saying to another student to see if it applies to your work.
 - *work* on social studies with peers.
- Bring all your drafts to the lab.